



Office of the President of the Philippines  
**GOVERNANCE COMMISSION**  
 FOR GOVERNMENT OWNED OR CONTROLLED CORPORATIONS  
 3/F, BDO Towers Paseo, 8741 Paseo De Roxas, Makati City, Philippines 1226



**30 APRIL 2025**

**ATTY. HERNANDO T. CABRERA**  
 Administrator  
**LIGHT RAIL TRANSIT AUTHORITY (LRTA)**  
 1st Floor, Line 2 Depot Marcos Highway, Pasig City

**ACKNOWLEDGEMENT RECEIPT**

LETTER **28 APRIL 2025**  
 DATE:

RE: **[E] LETTER FROM LRTA TO GCG RE SUBMISSION OF  
 PERFORMANCE SCORECARD RATING FOR CY 2024 WITH  
 SUPPORTING DOCUMENTS**

The said document was officially received by the Governance Commission on 30 April 2025 and has been forwarded to the responsible GCG Officer for appropriate action.

To follow-up for further action on the document, you may contact us through telephone numbers (02) 5328-2030 or (02) 5318-1000. Please cite the GCG Document Management System (DMS) Barcode Number: **0-0116-30-04-2025-011932**.

**THIS RECEIPT IS COMPUTER GENERATED AND DOES NOT REQUIRE SIGNATURE.**

Received by:

\_\_\_\_\_  
 Signature over Printed Name

\_\_\_\_\_  
 Date and Time

**PRIVACY NOTICE:** Any or all personal data you provided will only be used to process your transaction with the GCG and for other compatible purposes. All collected data will be kept secure and confidential, unless otherwise authorized by law. They will be disposed of as soon as the purpose for their use has been achieved. Only aggregate or anonymized data shall be subject to further processing. We respect your rights under the Data Privacy Act. Should you wish to invoke any such rights in relation to our processing of your personal data, or have questions or clarifications relative to privacy and data protection, you may contact the GCG – Data Privacy Team at [privacy@gcg.gov.ph](mailto:privacy@gcg.gov.ph). You may lodge your complaint or submit an incident report form in the same email address.





**LIGHT  
RAIL  
TRANSIT  
AUTHORITY**



28 April 2025

**ATTY. MARIUS P. CORPUS**

Chairman  
Governance Commission for GOCCs  
3F BDO Towers Paseo (formerly Citibank Center),  
8741 Paseo de Roxas, Makati City

**THROUGH: ATTY. ORLANDO P. POLINAR**  
Director IV, Corporate Governance Office - B

**MS. DARA ABEGAIL DE VERA**  
Corporate Governance Officer, Corporate Governance Office - B

**SUBJECT: Submission of LRTA's Performance Scorecard Rating for CY 2024 including Supporting Documents**

Dear Chairperson Corpus:

In compliance with GCG Memorandum Circular No. 2024-01 dated 28 June 2024, may we please respectfully submit the indicative Performance Scorecard Rating as of December 31, 2024 of the Light Rail Transit Authority based on the GCG-Approved Performance Scorecard for CY 2024 including the corresponding verifiable documents (Annex A) for GCG validation.

Thank you.

Sincerely,

**ATTY. HERNANDO T. CABRERA**  
Administrator



**Address:**



Line 2 Depot, Marcos Highway, Santolan, Pasig City, Metro Manila, Philippines 1610  
Trunkline: 86473479 / 86473481 / 86473484 / 86473485 / 86473487  
website: [www.lrta.gov.ph](http://www.lrta.gov.ph)



LIGHT RAIL TRANSIT AUTHORITY

		Component				Annual Target	Status																													
		Strategic Objective (SO)/ Strategic Measure (SM)	Formula	Weight	Rating Scale <sup>1</sup>		Actual as of December 31, 2024	Rating (%)																												
<b>SOCIAL IMPACT</b>	<b>SO 1</b>	<b>Increased Passenger Mobility and Reduced Commuter Time, Increase Productivity</b>																																		
	<b>SM 1</b>	Passenger Ridership (in millions)	Absolute Figure (in Millions)	0.00%	Actual / Target	L1: 109.08 million	<table border="1"> <thead> <tr> <th>Month</th> <th>Line 1</th> </tr> </thead> <tbody> <tr><td>January</td><td>8,924,594</td></tr> <tr><td>February</td><td>9,467,622</td></tr> <tr><td>March</td><td>8,482,600</td></tr> <tr><td>April</td><td>8,959,473</td></tr> <tr><td>May</td><td>9,553,340</td></tr> <tr><td>June</td><td>9,109,910</td></tr> <tr><td>July</td><td>9,302,064</td></tr> <tr><td>August</td><td>8,368,402</td></tr> <tr><td>September</td><td>9,234,690</td></tr> <tr><td>October</td><td>9,994,470</td></tr> <tr><td>November</td><td>10,577,069</td></tr> <tr><td>December</td><td>11,698,292</td></tr> <tr><td><b>Total</b></td><td><b>113,672,526</b></td></tr> </tbody> </table>		Month	Line 1	January	8,924,594	February	9,467,622	March	8,482,600	April	8,959,473	May	9,553,340	June	9,109,910	July	9,302,064	August	8,368,402	September	9,234,690	October	9,994,470	November	10,577,069	December	11,698,292	<b>Total</b>	<b>113,672,526</b>
	Month	Line 1																																		
	January	8,924,594																																		
	February	9,467,622																																		
	March	8,482,600																																		
	April	8,959,473																																		
	May	9,553,340																																		
	June	9,109,910																																		
	July	9,302,064																																		
August	8,368,402																																			
September	9,234,690																																			
October	9,994,470																																			
November	10,577,069																																			
December	11,698,292																																			
<b>Total</b>	<b>113,672,526</b>																																			
						<table border="1"> <thead> <tr> <th>2024</th> <th>Figures</th> </tr> </thead> <tbody> <tr> <td>Actual Ridership</td> <td>113.67 Million</td> </tr> <tr> <td>Target Ridership</td> <td>109.08 Million</td> </tr> <tr> <td><b>Rate</b></td> <td><b>104.21%</b></td> </tr> </tbody> </table>		2024	Figures	Actual Ridership	113.67 Million	Target Ridership	109.08 Million	<b>Rate</b>	<b>104.21%</b>																					
2024	Figures																																			
Actual Ridership	113.67 Million																																			
Target Ridership	109.08 Million																																			
<b>Rate</b>	<b>104.21%</b>																																			
							0.00%																													

<sup>1</sup> But not to exceed the weight assigned per indicator


 Page | 1
 

Performance Scorecard as of December 2024

Component					Annual Target	Status																																					
Strategic Objective (SO)/ Strategic Measure (SM)		Formula	Weight	Rating Scale <sup>1</sup>		Actual as of December 31, 2024	Rating (%)																																				
			8.00%	Actual / Target	L2: 50.70 million	<table border="1"> <thead> <tr> <th>Month</th> <th>Line 2</th> </tr> </thead> <tbody> <tr><td>January</td><td>4,649,232</td></tr> <tr><td>February</td><td>4,588,043</td></tr> <tr><td>March</td><td>4,089,787</td></tr> <tr><td>April</td><td>4,097,114</td></tr> <tr><td>May</td><td>4,380,972</td></tr> <tr><td>June</td><td>4,084,227</td></tr> <tr><td>July</td><td>4,070,183</td></tr> <tr><td>August</td><td>4,465,763</td></tr> <tr><td>September</td><td>4,476,214</td></tr> <tr><td>October</td><td>4,866,031</td></tr> <tr><td>November</td><td>4,808,317</td></tr> <tr><td>December</td><td>4,711,064</td></tr> <tr><td><b>Total</b></td><td><b>53,286,947</b></td></tr> </tbody> </table> <table border="1"> <thead> <tr> <th>2024</th> <th>Figures</th> </tr> </thead> <tbody> <tr> <td>Actual Ridership</td> <td>53.29 million</td> </tr> <tr> <td>Target Ridership</td> <td>50.70 million</td> </tr> <tr> <td><b>Rate</b></td> <td><b>105.11%</b></td> </tr> </tbody> </table>	Month	Line 2	January	4,649,232	February	4,588,043	March	4,089,787	April	4,097,114	May	4,380,972	June	4,084,227	July	4,070,183	August	4,465,763	September	4,476,214	October	4,866,031	November	4,808,317	December	4,711,064	<b>Total</b>	<b>53,286,947</b>	2024	Figures	Actual Ridership	53.29 million	Target Ridership	50.70 million	<b>Rate</b>	<b>105.11%</b>	8.00%
Month	Line 2																																										
January	4,649,232																																										
February	4,588,043																																										
March	4,089,787																																										
April	4,097,114																																										
May	4,380,972																																										
June	4,084,227																																										
July	4,070,183																																										
August	4,465,763																																										
September	4,476,214																																										
October	4,866,031																																										
November	4,808,317																																										
December	4,711,064																																										
<b>Total</b>	<b>53,286,947</b>																																										
2024	Figures																																										
Actual Ridership	53.29 million																																										
Target Ridership	50.70 million																																										
<b>Rate</b>	<b>105.11%</b>																																										
		<b>Sub-total</b>	<b>8.00%</b>				<b>8.00%</b>																																				

Performance Scorecard as of December 2024

	Component				Annual Target	Status		
	Strategic Objective (SO)/ Strategic Measure (SM)	Formula	Weight	Rating Scale <sup>1</sup>		Actual as of December 31, 2024	Rating (%)	
CUSTOMERS & STAKEHOLDERS	SO 2	Sustain Customer Satisfaction						
	SM 2	Percentage of Satisfied Customers	Number of respondents who gave at least a Satisfactory rating / Total number of respondents	10.00%	Actual / Target  <i>0%=If less than 80%</i>	90%	The Third-Party Customer Satisfaction Survey for LRT Line 1 and Line 2 was successfully conducted and completed in December 2024. Results indicated an overall customer satisfaction score of <b>95.50%</b> for LRT Line 1 and <b>97.60%</b> for LRT Line 2, both rated as <b>Outstanding</b> based on ARTA M.C. 2022-005.	10.00%
	SO 3	Address Increasing Demands Through Existing Lines and New Ones						
		Line 1 South Extension Project						
	SM 3	a. Relocation of Informal Settler Families (ISFs) Under Right of Way	Actual Number of Relocated ISFs	10.00%	Actual / Target	Actual relocation of the 300 ISFs under Package 3	In the 3rd Quarter of 2024, a total of 96 ISFs (first batch) were successfully relocated and cleared.  Additionally, 300 housing units are readily available for occupancy by LRTA beneficiaries and Notices and relocation schedules have been issued to the LGUs for the next batch of ISFs. However, the relocation process for this batch has been deferred due to external factors beyond the control of LRTA. <sup>2</sup>	3.20%

<sup>2</sup> Political Disagreement between the sending party LGU Bacoor and receiving party LGU General Trias on the relocation of the ISFs under Package 3. Kindly refer to Annex A under SM3a for the detailed justification.

Performance Scorecard as of December 2024

Strategic Objective (SO)/ Strategic Measure (SM)		Component			Annual Target	Status										
		Formula	Weight	Rating Scale <sup>1</sup>		Actual as of December 31, 2024	Rating (%)									
b. Trainsets of New Rolling Stock -4th Generation LRVs		No. of Trainsets Handed Over to Light Rail Manila Corporation (LRMC) t	10.00%	Actual / Target	Handover of Six (6) Trainsets to LRMC	Handover of Nine (9) Trainsets to LRMC		10.00%								
						<table border="1"> <thead> <tr> <th>Trainset No.</th> <th>Date of Hand Over</th> </tr> </thead> <tbody> <tr> <td>TS21</td> <td rowspan="2">January 8, 2024</td> </tr> <tr> <td>TS22</td> </tr> <tr> <td>TS20</td> <td>January 24, 2024</td> </tr> <tr> <td>TS11</td> <td rowspan="2">March 20, 2024</td> </tr> <tr> <td>TS14</td> </tr> <tr> <td>TS09</td> <td rowspan="4">December 19, 2024</td> </tr> <tr> <td>TS04</td> </tr> <tr> <td>TS23</td> </tr> <tr> <td>TS28</td> </tr> </tbody> </table>			Trainset No.	Date of Hand Over	TS21	January 8, 2024	TS22	TS20	January 24, 2024	TS11
Trainset No.	Date of Hand Over															
TS21	January 8, 2024															
TS22																
TS20	January 24, 2024															
TS11	March 20, 2024															
TS14																
TS09	December 19, 2024															
TS04																
TS23																
TS28																
		<b>Sub-total</b>	<b>30.00%</b>				<b>23.20%</b>									




Performance Scorecard as of December 2024

		Component				Annual Target	Status																																														
		Strategic Objective (SO)/ Strategic Measure (SM)	Formula	Weight	Rating Scale <sup>1</sup>		Actual as of December 31, 2024	Rating (%)																																													
		SO 4	Ensure Delivery of Excellent Performance by the Private Concessionaire at All Times																																																		
INTERNAL PROCESS	SM 4	Compliance Rate of Concessionaire to Performance Commitments under Concessionaire Agreement between LRTA and LRMC	[No. of Rectified Non-Compliance + Total No. of Non-Compliance for the year] x 100%	10.00%	Actual/Target 0% = if less than 90%	100.00%	<table border="1"> <thead> <tr> <th>Month</th> <th>Citation</th> <th>Rectification</th> </tr> </thead> <tbody> <tr><td>Jan</td><td>6</td><td>5</td></tr> <tr><td>Feb</td><td>3</td><td>3</td></tr> <tr><td>Mar</td><td>5</td><td>5</td></tr> <tr><td>Apr</td><td>5</td><td>5</td></tr> <tr><td>May</td><td>3</td><td>3</td></tr> <tr><td>Jun</td><td>5</td><td>5</td></tr> <tr><td>Jul</td><td>4</td><td>4</td></tr> <tr><td>Aug</td><td>14</td><td>14</td></tr> <tr><td>Sept</td><td>4</td><td>4</td></tr> <tr><td>Oct</td><td>3</td><td>3</td></tr> <tr><td>Nov</td><td>11</td><td>11</td></tr> <tr><td>Dec</td><td>2</td><td>2</td></tr> <tr><td><b>Total</b></td><td><b>65</b></td><td><b>64</b></td></tr> <tr><td><b>Rating</b></td><td></td><td><b>98.46%</b></td></tr> </tbody> </table>	Month	Citation	Rectification	Jan	6	5	Feb	3	3	Mar	5	5	Apr	5	5	May	3	3	Jun	5	5	Jul	4	4	Aug	14	14	Sept	4	4	Oct	3	3	Nov	11	11	Dec	2	2	<b>Total</b>	<b>65</b>	<b>64</b>	<b>Rating</b>		<b>98.46%</b>	9.85%
	Month	Citation	Rectification																																																		
	Jan	6	5																																																		
	Feb	3	3																																																		
	Mar	5	5																																																		
	Apr	5	5																																																		
	May	3	3																																																		
	Jun	5	5																																																		
	Jul	4	4																																																		
	Aug	14	14																																																		
	Sept	4	4																																																		
	Oct	3	3																																																		
	Nov	11	11																																																		
Dec	2	2																																																			
<b>Total</b>	<b>65</b>	<b>64</b>																																																			
<b>Rating</b>		<b>98.46%</b>																																																			

Performance Scorecard as of December 2024

Strategic Objective (SO)/ Strategic Measure (SM)		Component			Annual Target	Status		
		Formula	Weight	Rating Scale <sup>1</sup>		Actual as of December 31, 2024		Rating (%)
						Month	SLA Rating	
SM 5	Compliance Rate of Concessionaire to Performance Commitments under Concessionaire Agreement between LRTA and AF Payments, Inc. (AFPI)	((Numerical Rating + No. of Relevant Provisions) + Highest Numerical Rating)) x 100%	10.00%	Actual/Target 0% = if less than 90%	100.00%	Jan	100.00%	10.00%
						Feb	100.00%	
						Mar	100.00%	
						Apr	100.00%	
						May	100.00%	
						Jun	100.00%	
						Jul	100.00%	
						Aug	100.00%	
						Sept	100.00%	
						Oct	100.00%	
						Nov	100.00%	
						Dec	100.00%	
						<b>Total Rating</b>		



Handwritten signature and initials in blue ink.

Performance Scorecard as of December 2024

	Component				Annual Target	Status	
	Strategic Objective (SO)/ Strategic Measure (SM)	Formula	Weight	Rating Scale <sup>1</sup>		Actual as of December 31, 2024	Rating (%)
<b>SO 5</b>	<b>Improved Efficiency and Reliability of LRT Systems and Processes</b>						
	<i>ISO Certifications</i>						
	a. ISO 9001:2015 Quality Management System	Actual Accomplishment	6.00%	All or Nothing	Passed ISO QMS 9001:2015 1 <sup>st</sup> Surveillance Audit	The 1st Surveillance Audit for ISO 9001:2015 was conducted on August 19-20, 2024. As a result, LRTA received a letter of reconfirmation for continued certification to ISO 9001:2015, dated September 11, 2024, from CIPI, Third-Party Certifying Body.	6.00%
SM 6	b. ISO 45001:2018 Occupational Health and Safety (OHS)	Actual Accomplishment	2.00%	All or Nothing	OHS Policy Approved by LRTA Administrator	OHS Policy approved by the LRTA Administrator on March 26, 2024	2.00%
			1.00%		Railway Operations Safety Code and OHS Manual Approved by LRTA Administrator	Railway Operations Safety Code and OHS Manual Approved by LRTA Administrator on December 23, 2024	1.00%

Performance Scorecard as of December 2024

Component					Annual Target	Status																								
Strategic Objective (SO)/ Strategic Measure (SM)	Formula	Weight	Rating Scale <sup>1</sup>	Actual as of December 31, 2024		Rating (%)																								
		1.00%		Four (4) Officers Safety attended the training required for OSH Practitioner Certification by December 2024	<p>Four (4) Officers Safety attended the Loss Control Management (LCM) and Hazard Identification Risk Assessment and Control Training namely:</p> <table border="1"> <thead> <tr> <th colspan="2">Loss Control Management</th> </tr> <tr> <th>Name</th> <th>Date</th> </tr> </thead> <tbody> <tr> <td>1. Jesus Gregorio Guerrero</td> <td>June 17 - 20, 2024</td> </tr> <tr> <td>2. Donna Jane Oro</td> <td></td> </tr> <tr> <td>3. Alson N. Gonzaga</td> <td>July 22 - 25, 2024</td> </tr> <tr> <td>4. Jose Raymund M. Alsisto</td> <td></td> </tr> </tbody> </table> <table border="1"> <thead> <tr> <th colspan="2">Hazard Identification Risk Assessment and Control</th> </tr> <tr> <th>Name</th> <th>Date</th> </tr> </thead> <tbody> <tr> <td>1. Jesus Gregorio Guerrero</td> <td>June 21, 2024</td> </tr> <tr> <td>2. Donna Jane Oro</td> <td></td> </tr> <tr> <td>3. Alson N. Gonzaga</td> <td>July 26, 2024</td> </tr> <tr> <td>4. Jose Raymund M. Alsisto</td> <td></td> </tr> </tbody> </table>	Loss Control Management		Name	Date	1. Jesus Gregorio Guerrero	June 17 - 20, 2024	2. Donna Jane Oro		3. Alson N. Gonzaga	July 22 - 25, 2024	4. Jose Raymund M. Alsisto		Hazard Identification Risk Assessment and Control		Name	Date	1. Jesus Gregorio Guerrero	June 21, 2024	2. Donna Jane Oro		3. Alson N. Gonzaga	July 26, 2024	4. Jose Raymund M. Alsisto		1.00%
Loss Control Management																														
Name	Date																													
1. Jesus Gregorio Guerrero	June 17 - 20, 2024																													
2. Donna Jane Oro																														
3. Alson N. Gonzaga	July 22 - 25, 2024																													
4. Jose Raymund M. Alsisto																														
Hazard Identification Risk Assessment and Control																														
Name	Date																													
1. Jesus Gregorio Guerrero	June 21, 2024																													
2. Donna Jane Oro																														
3. Alson N. Gonzaga	July 26, 2024																													
4. Jose Raymund M. Alsisto																														
		<b>Sub-total</b>	<b>30.00%</b>				<b>29.85%</b>																							


  
 Page | 8
   


Performance Scorecard as of December 2024

	Component				Annual Target	Status																																				
	Strategic Objective (SO)/ Strategic Measure (SM)	Formula	Weight	Rating Scale <sup>1</sup>		Actual as of December 31, 2024	Rating (%)																																			
								<table border="1"> <thead> <tr> <th>Month</th> <th>Line 2</th> </tr> </thead> <tbody> <tr><td>January</td><td>112,792,494.00</td></tr> <tr><td>February</td><td>109,618,955.00</td></tr> <tr><td>March</td><td>98,086,777.00</td></tr> <tr><td>April</td><td>97,910,534.00</td></tr> <tr><td>May</td><td>106,013,224.00</td></tr> <tr><td>June</td><td>98,159,335.00</td></tr> <tr><td>July</td><td>98,313,799.00</td></tr> <tr><td>August</td><td>107,001,787.00</td></tr> <tr><td>September</td><td>106,540,638.00</td></tr> <tr><td>October</td><td>116,331,430.00</td></tr> <tr><td>November</td><td>115,470,285.00</td></tr> <tr><td>December</td><td>107,471,916.00</td></tr> <tr><td><b>Total</b></td><td><b>1,273,711,174.00</b></td></tr> </tbody> </table> <table border="1"> <thead> <tr> <th>2024</th> <th>Figures</th> </tr> </thead> <tbody> <tr> <td>Actual Revenue Collection</td> <td>1.274 billion</td> </tr> <tr> <td>Target Revenue Collection</td> <td>1.196 billion</td> </tr> <tr> <td><b>Rate</b></td> <td><b>106.52%</b></td> </tr> </tbody> </table>							Month	Line 2	January	112,792,494.00	February	109,618,955.00	March	98,086,777.00	April	97,910,534.00	May	106,013,224.00	June	98,159,335.00	July	98,313,799.00	August	107,001,787.00	September	106,540,638.00	October	116,331,430.00	November	115,470,285.00	December	107,471,916.00	<b>Total</b>	<b>1,273,711,174.00</b>
Month	Line 2																																									
January	112,792,494.00																																									
February	109,618,955.00																																									
March	98,086,777.00																																									
April	97,910,534.00																																									
May	106,013,224.00																																									
June	98,159,335.00																																									
July	98,313,799.00																																									
August	107,001,787.00																																									
September	106,540,638.00																																									
October	116,331,430.00																																									
November	115,470,285.00																																									
December	107,471,916.00																																									
<b>Total</b>	<b>1,273,711,174.00</b>																																									
2024	Figures																																									
Actual Revenue Collection	1.274 billion																																									
Target Revenue Collection	1.196 billion																																									
<b>Rate</b>	<b>106.52%</b>																																									
<b>FINANCIAL</b>	<b>SO 6</b>	<b>Sustain LRTA's Financial Condition</b>																																								
	<b>SM 7</b>	Line 2 Fare Revenues	Transportation System Fees line item found in COA Audited LRTA Financial Statements	10.00%	Actual / Target	P1.196 billion	10.00%																																			

Performance Scorecard as of December 2024



		Component				Annual Target	Status									
		Strategic Objective (SO)/ Strategic Measure (SM)	Formula	Weight	Rating Scale <sup>1</sup>		Actual as of December 31, 2024	Rating (%)								
SM 8	Budget Utilization Rate															
	a. GAA Subsidies <sup>3</sup> - amounts obligated	Amount Obligated/ Total GAA Subsidy	2.00%	Actual / Target	90.00% <sup>4</sup>	<table border="1"> <thead> <tr> <th>2024</th> <th>Amount</th> </tr> </thead> <tbody> <tr> <td>Obligated Amount</td> <td>P 1.166 Billion</td> </tr> <tr> <td>GAA Subsidy</td> <td>P 2.675 Billion<sup>5</sup></td> </tr> <tr> <td>90% Target</td> <td>P 2.408 Billion</td> </tr> <tr> <td><b>Rate</b></td> <td><b>48.42%</b></td> </tr> </tbody> </table>	2024	Amount	Obligated Amount	P 1.166 Billion	GAA Subsidy	P 2.675 Billion <sup>5</sup>	90% Target	P 2.408 Billion	<b>Rate</b>	<b>48.42%</b>
2024	Amount															
Obligated Amount	P 1.166 Billion															
GAA Subsidy	P 2.675 Billion <sup>5</sup>															
90% Target	P 2.408 Billion															
<b>Rate</b>	<b>48.42%</b>															
b. GAA Subsidies - amounts disbursed	Amount Disbursed/ Total Obligated	2.00%	Actual / Target	90.00%	<table border="1"> <thead> <tr> <th>2024</th> <th>Amount</th> </tr> </thead> <tbody> <tr> <td>Disbursed Amount</td> <td>P937.07 Million</td> </tr> <tr> <td>Obligated Amount</td> <td>P1.166 Billion</td> </tr> <tr> <td>90% Target</td> <td>P1.049 Billion</td> </tr> <tr> <td><b>Rate</b></td> <td><b>89.33%</b></td> </tr> </tbody> </table>	2024	Amount	Disbursed Amount	P937.07 Million	Obligated Amount	P1.166 Billion	90% Target	P1.049 Billion	<b>Rate</b>	<b>89.33%</b>	1.79%
2024	Amount															
Disbursed Amount	P937.07 Million															
Obligated Amount	P1.166 Billion															
90% Target	P1.049 Billion															
<b>Rate</b>	<b>89.33%</b>															

<sup>3</sup>GAA Subsidies shall cover all subsidies (current and prior years) and shall only cover the budget for the current year for multi-year projects, if any  
<sup>4</sup> The original target of 2679.354 Million was reduced to 2674.687 Million due to the exclusion of 4.667 Million of money claims to former MTOI and LRTA employees, which should be under PS instead of MOOE.  
<sup>5</sup> One rehabilitation project namely, the Restoration of 4 down trainsets was canceled and the proposed budget for this was allocated to various other projects

Performance Scorecard as of December 2024

		Component				Annual Target	Status								
		Strategic Objective (SO)/ Strategic Measure (SM)	Formula	Weight	Rating Scale <sup>1</sup>		Actual as of December 31, 2024	Rating (%)							
	c. Corporate Funds <sup>6</sup> - CO & MOOE	Actual Disbursement/ Scheduled Disbursement (Both Net of PS Cost)	2.00%	Actual / Target	90.00%	<table border="1"> <thead> <tr> <th>2024</th> <th>Amount</th> </tr> </thead> <tbody> <tr> <td>Disbursed Amount</td> <td>P409.06 Million</td> </tr> <tr> <td>Obligated Amount</td> <td>P428.29 Million</td> </tr> <tr> <td><b>Rate</b></td> <td><b>95.51%</b></td> </tr> </tbody> </table>	2024	Amount	Disbursed Amount	P409.06 Million	Obligated Amount	P428.29 Million	<b>Rate</b>	<b>95.51%</b>	2.00%
2024	Amount														
Disbursed Amount	P409.06 Million														
Obligated Amount	P428.29 Million														
<b>Rate</b>	<b>95.51%</b>														
SM 9	Collection Efficiency Rate	Total Actual Collection for the year / Total Amount for Collection for the year	10.00%	Actual / Target	90.00% <sup>7</sup>	<table border="1"> <thead> <tr> <th>2024</th> <th>Amount</th> </tr> </thead> <tbody> <tr> <td>Actual Amount Collected</td> <td>P165.827 Million</td> </tr> <tr> <td>Target Collection</td> <td>P132.089 Million</td> </tr> <tr> <td><b>Rate</b></td> <td><b>125.54%</b></td> </tr> </tbody> </table>	2024	Amount	Actual Amount Collected	P165.827 Million	Target Collection	P132.089 Million	<b>Rate</b>	<b>125.54%</b>	10.00%
2024	Amount														
Actual Amount Collected	P165.827 Million														
Target Collection	P132.089 Million														
<b>Rate</b>	<b>125.54%</b>														
	<b>Sub-total</b>		<b>26.00%</b>				<b>24.76%</b>								

<sup>6</sup> Based on allocation from Internally Generated Funds only with a total of P703.50 Million  
<sup>7</sup> The 100% total collection amount target is equivalent to Php132.089 Million for CY 2024

 Page | 11 

Performance Scorecard as of December 2024

	Component				Annual Target	Status										
	Strategic Objective (SO)/ Strategic Measure (SM)	Formula	Weight	Rating Scale <sup>1</sup>		Actual as of December 31, 2024										
						Actual as of December 31, 2024	Rating (%)									
	<b>SO 7</b>	<b>Achieve Systems Competency and Expertise</b>														
<b>LEARNING AND GROWTH</b>	SM 10	Percentage of Employees Meeting Required Competencies	Plantilla Employees Meeting Their Required Competencies / Total Number of Filled Plantilla as of Yearend	6.00%	Actual / Target	Improvement from 2023 baseline	<table border="1"> <thead> <tr> <th>2024</th> <th>Figures</th> </tr> </thead> <tbody> <tr> <td>Total Plantilla Meeting Required Competencies</td> <td>727</td> </tr> <tr> <td>Total Filled Plantilla as of 31 December 2023</td> <td>812</td> </tr> <tr> <td><b>2023 Baseline</b></td> <td><b>89.53%</b></td> </tr> </tbody> </table>	2024	Figures	Total Plantilla Meeting Required Competencies	727	Total Filled Plantilla as of 31 December 2023	812	<b>2023 Baseline</b>	<b>89.53%</b>	6.00%
							2024	Figures								
							Total Plantilla Meeting Required Competencies	727								
Total Filled Plantilla as of 31 December 2023	812															
<b>2023 Baseline</b>	<b>89.53%</b>															
An improvement of 1.40% from the 2023 baseline of 88.13%																
<b>Sub-total</b>	<b>6.00%</b>															
			<b>TOTAL</b>	<b>100.00%</b>			<b>91.81%</b>									

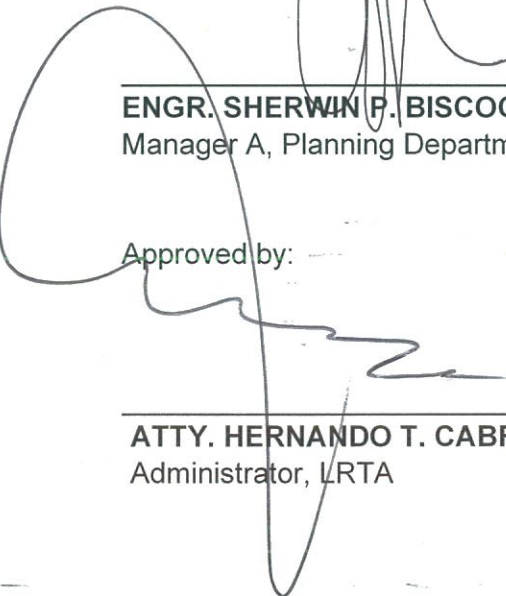
Submitted by:



**ENGR. SHERWIN P. BISCOCHO**  
Manager A, Planning Department

04/29/25  
Date

Approved by:



**ATTY. HERNANDO T. CABRERA**  
Administrator, LRTA

04/29/25  
Date

**RECAPITULATION:**

Total Rating of Committed Targets for 2024	<b>100.00%</b>
Required PBB Rating	<b>90.00%</b>
<b>Tentative LRTA Performance Scorecard Rating for 2023 subject to GCG validation</b>	<b>91.81%</b>

