

**LIGHT RAIL TRANSIT AUTHORITY
CY 2015 AND BY 2016 COMPARATIVE BUDGETARY PROPOSAL
(in million Pesos)**

PARTICULARS	CY 2015 DBM Approved COB (Amt. in Million Pesos)	CY 2016 COB Proposals/GAA (Amt. in Million Pesos)	Inc. (Dec.) CY 2016 COB Proposal/GAA vs 2015 DBM Approved COB	
			Amount	%
Rail Revenue	3,606.384	1,298.842	(2,307.54)	(64.0%)
Non Rail Revenue	248.873	157.061	(91.81)	(36.9%)
Sub-Total	3,855.257	1,455.903	(2,399.36)	(62.2%)
National Government Subsidy for:				
Rehabilitation Projects	3,797.687	743.560	(3,054.127)	(80.4%)
Operating Subsidy	-0-	179.204	179.20	100.0%
Payment for Separation Incentive Pay & Terminal Leave Pay affected by PPP	-0-	259.626	259.626	100.0%
Sub-Total	3,797.687	1,182.390	(2,615.296)	(68.9%)
Domestic Borrowings/BTR Advances	4,062.307	4,285.381	223.07	5.5%
Foreign Borrowings	-0-	-0-	0.00	0.0%
Sub-Total	4,062.307	4,285.381	223.07	5.5%
Total Funding Sources	11,715.251	6,923.673	(4,791.58)	(40.90%)

• On January 4, 2015, fare adjustment is implemented for both Lines 1 & 2 System. Rail Revenue for LRT Line 2 System for CY 2016 is projected with fare adjustments.

Ullmar
2-26-16

**LIGHT RAIL TRANSIT AUTHORITY
CY 2015 AND BY 2016 COMPARATIVE BUDGETARY PROPOSAL
(in million Pesos)**

EXPENDITURE LEVEL

Total proposed expenditure level of P 6.924 Billion which shall cover the budgetary requirements for the management, operation and maintenance of the LRT Line 2, as well as for the implementation of various infrastructure projects, decreased by 40.9% over the P11.715 Billion CY 2015 DBM Approved COB, breakdown of which are as follows:

Particulars	CY 2015 DBM Approved COB		CY 2016 COB Proposals/GAA		Inc. (Dec.) CY 2016 COB Proposal/GAA vs 2015 DBM Approved COB	
	Amount (In Million Pesos)	% to Total	Amount (In Million Pesos)	% to Total	Amount (In Million Pesos)	%
EXPENDITURES:						
Current Operating Expenditures:						
Personal Services Cost	780.776	6.6%	465.469	6.7%	(315.31)	(40.4%)
Maintenance & Other Operating Expenses (MOOE)	2,914.718	24.9%	1,388.185	20.0%	(1,526.53)	(52.4%)
Separation Incentive Pay / Terminal Leave Pay	-0-	0.0%	259.626	3.8%	259.63	100.0%
Capital Expenditures	3,934.260	33.6%	525.014	7.6%	(3,409.25)	(86.7%)
Debt Service	4,085.497	34.9%	4,285.381	61.9%	199.88	4.9%
Total Expenditures	11,715.251	100%	6,923.673	100%	(4,791.58)	(40.9%)

1 MW 1:28-16

REPUBLIC OF THE PHILIPPINES
DEPARTMENT OF BUDGET AND MANAGEMENT
GEN. SOLANO ST., SAN MIGUEL, MANILA
ACKNOWLEDGEMENT RECEIPT



The Department of Budget and Management hereby acknowledges the receipt of your letter/request which has been uploaded to the DBM-Document Management System and routed to the appropriate offices with the following information:

Sender:

LRTA-PERSONAL DELIVERY (2 SETS)

Document Title:

LRTA-SUBMISSION OF COPY OF BUDGET ESTIMATES FOR CY 2016 P20.339 BILLION

Document Reference No: 2015-BF-026697

Date and Time Uploaded: Monday, April 27, 2015 3:33:58 PM

Uploaded By:

RECEIVING RUSSELL

Routed To:

BMB-F Marilyn De Jesus


CC:

Total no of pages received:

1 copy and 1 page

The determination of the completeness of the documentary requirements submitted, if any, is subject to the evaluation of the technical person in charge.
This receipt is system generated and does not require signature.

Received by:



Department of Budget and Management
DOCUMENT MANAGEMENT SYSTEM



REPUBLIC OF THE PHILIPPINES
DEPARTMENT OF BUDGET AND MANAGEMENT
GEN. SOLANO ST., SAN MIGUEL, MANILA
ACKNOWLEDGEMENT RECEIPT

The Department of Budget and Management hereby acknowledges the receipt of your letter/request which has been uploaded to the DBM-Document Management System and routed to the appropriate offices with the following information:

Sender: LRTA-PERSONAL DELIVERY

Document Title: LRTA-SUBMISSION OF LRTA BY 2016 CORPORATE BUDGET PROPOSAL 1
SET ORIGINAL 1 SET PHOTOCOPY

Document Reference No: 2015-BF-046731

Date and Time Uploaded: Wednesday, July 01, 2015 10:52:13 AM

Uploaded By: RECEIVING Russell

Routed To: BMB-F Marilyn De Jesus


CC:

Total no of pages received: 2 copies and 2 pages

The determination of the completeness of the documentary requirements submitted, if any, is subject to the evaluation of the technical person in charge.

This receipt is system generated and does not require signature.

Received by:





REPUBLIC OF THE PHILIPPINES
DEPARTMENT OF BUDGET AND MANAGEMENT
GEN. SOLANO ST., SAN MIGUEL, MANILA
ACKNOWLEDGEMENT RECEIPT

The Department of Budget and Management hereby acknowledges the receipt of your letter/request which has been uploaded to the DBM-Document Management System and routed to the appropriate offices with the following information:

Sender: LRTA - PERSONAL DELIVERY
Document Title: LRTA-REQUEST FOR AN EXTENSION OF 30 DAYS FROM THE DEADLINE, APRIL 27, 2015, FOR THE SUBMISSION OF THE BY 2016 BUDGET PROPOSAL
Document Reference No: 2015-BF-025169

Date and Time Uploaded: Wednesday, April 22, 2015 9:30:34 AM

Uploaded By: RECEIVING - Ryan

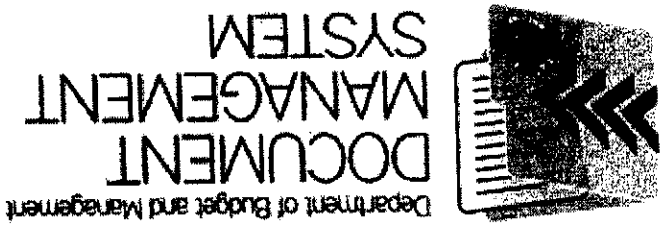
Routed To: BMB-F Marilyn De Jesus

CC:

Total no of pages received: 1 copy and 1 page

The determination of the completeness of the documentary requirements submitted, if any, is subject to evaluation of the technical person in charge.
This receipt is system generated and does not require signature.

Received by:



PARTICULARS	2016			% of Total
	LINE 1	LINE 2	TOTAL	
FUNDING SOURCES:				
OPERATING REVENUES				
RAIL REVENUES				
GOVERNMENT ASSISTANCE				
Subsidy for Administrative & General Support & L2 System Operations	164,224	414,981	579,204	8%
Subsidy/Loans for Projects Through the DOTC				0%
Subsidy (Payment of Separation/Incentive Pay & Terminal Leave Pay)	259,626	-	259,626	4%
Subsidy for Rehabilitation Projects of Lines & Systems				0%
Bureau Of the Treasury (BTR) Advances		343,560	343,560	5%
Subsidy for Conversion of BTR Advances	2,648,337	1,637,043	4,285,381	62%
FOREIGN BORROWINGS				
DOMESTIC BORROWINGS				
OTHER NON-RAIL REVENUES	81,492	75,569	157,061	2%
TOTAL FUNDING SOURCES	3,153,679	3,769,994	6,923,673	100%
USES OF FUNDS:				
CURRENT OPERATING EXPENDITURES				
PERSONAL SERVICES	64,353	401,116	465,469	7%
MAINT. & OTHER OPERATING EXP.				
INDIRECT EXPENSES				
DIRECT OPERATING EXPENSES:				
- Materials and Supplies	-	173,047	173,047	2%
- Overhead	-	182,312	182,312	3%
- Power	-	236,080	236,080	3%
MAINTENANCE OF LRT SYSTEMS				
TOTAL - MOOE	130,379	1,257,806	1,388,185	20%
TOTAL CURRENT OPERATING EXPENSES	194,732	1,658,921	1,853,653	27%
SEPARATION INCENTIVE PAY & TERMINAL LEAVE PAY - PPP AFFECTED EMPLOYEES	259,626		259,626	4%
CAPITAL EXPENDITURES - Projects				
Rehabilitation of Lines 1 & 2 Systems	-	419,000	419,000	6%
Sub-Total (Projects)	-	419,000	419,000	6%
OTHER CAPITAL EXPENDITURES	50,984	55,030	106,014	2%
TOTAL CAPITAL EXPENDITURES	50,984	474,030	525,014	8%
DEBT SERVICE				
Principal Repayment	2,273,252	1,099,013	3,372,265	49%
Interest Payment	375,086	538,030	913,116	13%
TOTAL DEBT SERVICE	2,648,337	1,637,043	4,285,381	62%
CONVERSION OF BTR ADVANCES INTO SUBSIDY	-	-	-	0%
TOTAL USES OF FUNDS	3,153,679	3,769,994	6,923,673	100%